

# Ontogenetic and life history shifts on trophic position of Mediterranean cephalopods



Fernando Ángel Fernández-Álvarez  
f.a.fernandez.alvarez@gmail.com

@cefalopodo


## Cephalopods



Mostly mesopredators

Strickly marine

Hard tissues:



## Isospace VS teratology

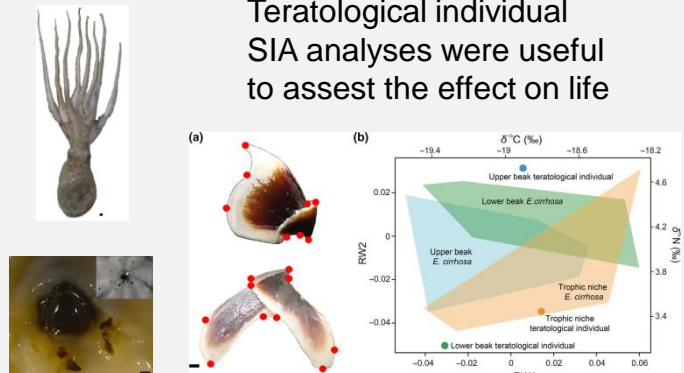
Received 7 August 2020 | Revised 17 September 2020 | Accepted 18 September 2020  
DOI: 10.1002/ece3.6903

NATURE NOTES Ecology and Evolution WILEY

Potentially handicapped but otherwise functional: Malformations in prey capture tools show no impacts on octopus life

Fernando Ángel Fernández-Álvarez<sup>1,2</sup> | Marc Farré<sup>1</sup> | Antoni Sánchez-Márquez<sup>1</sup> | Roger Villanueva<sup>2</sup> | Oscar Escobar<sup>2</sup> | Joan Navarro<sup>2</sup>

Teratological individual SIA analyses were useful to asses the effect on life





## Octopus vulgaris planktonic phase

Two hypotheses on octopus paralarvae habitat:

**Coastal waters??!!**

**Oceanic waters??!!**



Recently settled octopus juvenile (photo: Oscar Escobar)

We aim to assess this question using structures that record isotopic signatures of carbon and nitrogen throughout their life, such as beaks, eye lenses or stylets.

Currently developed by our JAE Intro ICU Master student **Skye Brown (UAB)**.



I am supported by a JdC-I Postdoctoral Fellowship Grant (ref. IJC2020-043170-I) awarded by MCIN/AEI /10.13039/501100011033 and the European Union NextGenerationEU/PRTR, and by the Spanish government through the 'Severo Ochoa Centre of Excellence' accreditation (CEX2019-000928-S). Additional funds from Spanish Institute of Science, Innovation and Universities (OCTOSET project, RTI2018-097908-B-I00, MCIU/AEI/FEDER, EU).

